

3D PRINTING AND DESIGN REFERENCE DOCUMENT	
Document Title:	Document Title
Document No.:	1715849880
Author(s):	jattie
Contributor(s):	

REVISION HISTORY


Revision	Details of Modification(s)	Reason for modification	Date	By
0	Draft release	Document description here	2024/05/16 08:58	

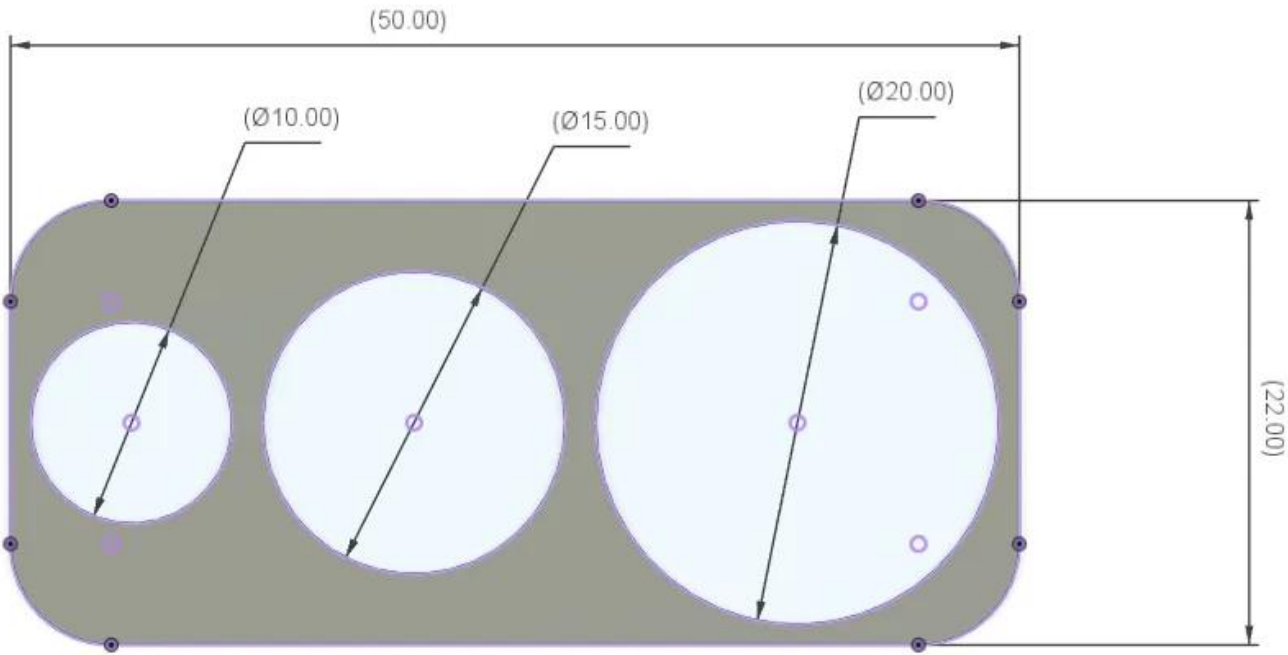
jattie |

# 07 - XY and Hole Compensation

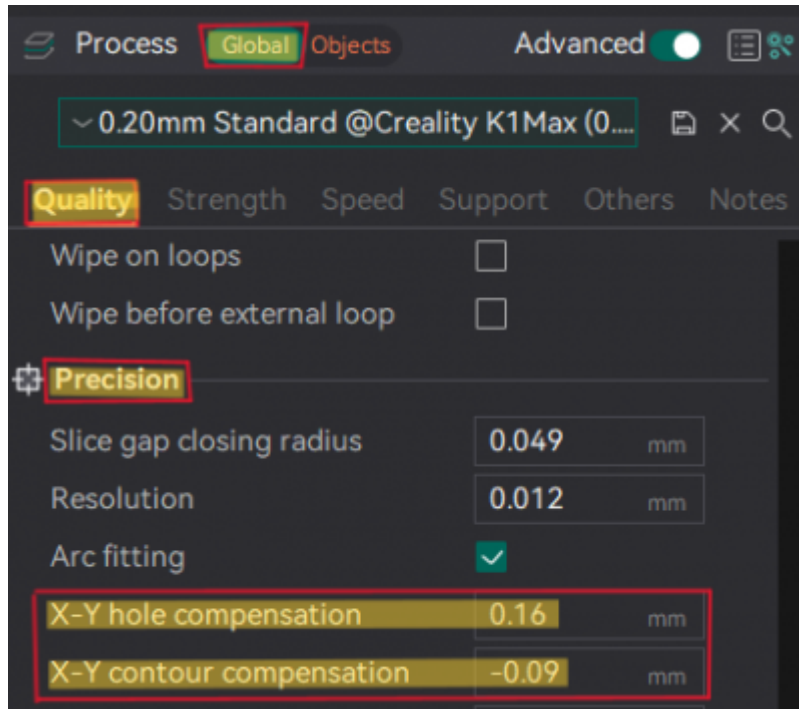
This section makes use of the model [XY & Hole Compensation Calculator](#) by [@walloper3](#)

Download the model, slice, print and measure and use the calculator to calculate the compensation parameters.

<https://www.printables.com/model/775001-xy-hole-compensation-calculator-for-orca-slicer-et/files>



Once printed enter the measured dimensions into the calculation fields below:



In Orca/Bambu Studio and Similar platforms fill in the calculated values under XY hole compensation and XY contour compensation.



Please consider thanking the author of the model by uploading your print result to the printable page.

From:  
<http://www.3dfaq.net/> - 3D Printing Wiki

Permanent link:  
[http://www.3dfaq.net/02\\_printer\\_tuning/07\\_dimensional\\_accuracy?rev=1721235744](http://www.3dfaq.net/02_printer_tuning/07_dimensional_accuracy?rev=1721235744)

Last update: 2024/07/17 17:02

